

# Biotinylated Human Fc gamma RI/CD64 Protein

Cat. No. FRI-HM464B

## Description

|                         |   |
|-------------------------|---|
| <b>Source</b>           | Recombinant Biotinylated Human Fc gamma RI/CD64 Protein is expressed from HEK293 with His tag and Avi tag at the C-Terminus.<br>It contains Gln16-Pro288. |
| <b>Accession</b>        | P12314-1  |
| <b>Molecular Weight</b> | The protein has a predicted MW of 33.5 kDa. Due to glycosylation, the protein migrates to 55-68 kDa based on Tris-Bis PAGE result.                        |
| <b>Endotoxin</b>        | Less than 1EU per µg by the LAL method.   |
| <b>Purity</b>           | > 95% as determined by Tris-Bis PAGE<br>> 95% as determined by HPLC   |

## Formulation and Storage

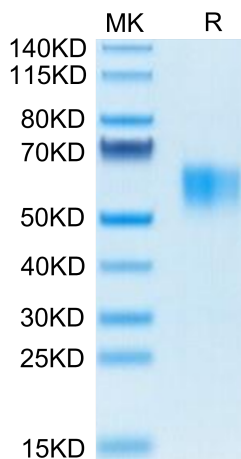
|                       |   |
|-----------------------|---|
| <b>Formulation</b>    | Lyophilized from 0.22µm filtered solution in PBS (pH 7.4). Normally 8% trehalose is added as protectant before lyophilization.  |
| <b>Reconstitution</b> | Centrifuge the tube before opening. Reconstituting to a concentration more than 100 µg/ml is recommended. Dissolve the lyophilized protein in distilled water.  |
| <b>Storage</b>        | -20 to -80°C for 12 months as supplied from date of receipt. -20 to -80°C for 3-6 months in unopened state after reconstitution. 2-8°C for 2-7 days after reconstitution. Recommend to aliquot the protein into smaller quantities for optimal storage. Please minimize freeze-thaw cycles. |

## Background

The Fc gamma Rs have been divided into three classes based on close relationships in their extracellular domains; these groups are designated Fc gamma RI (also known as CD64), Fc gamma RII (CD32), and Fc gamma RIII (CD16). Each group may be encoded by multiple genes and exist in different isoforms depending on species and cell type.

## Assay Data

### Tris-Bis PAGE



Biotinylated Human Fc gamma RI on Tris-Bis PAGE under reduced condition. The purity is greater than 95%.

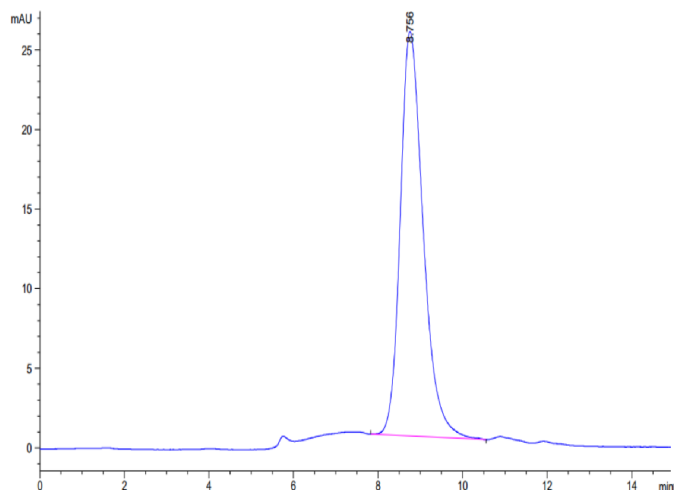
### SEC-HPLC

# Biotinylated Human Fc gamma RI/CD64 Protein

Cat. No. FRI-HM464B

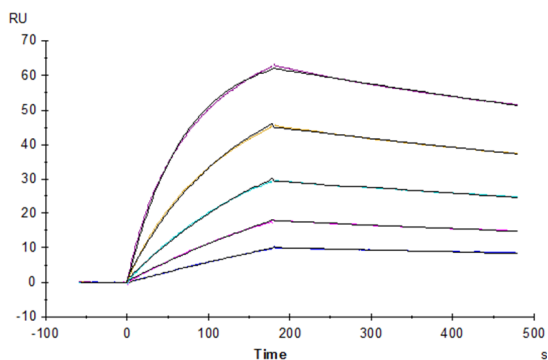


## Assay Data



The purity of Biotinylated Human Fc gamma RI is greater than 95% as determined by SEC-HPLC.

## SPR Data



Biotinylated Human Fc gamma RI, His-Avi Tag captured on CM5 Chip via Anti-His Antibody can bind Trastuzumab with an affinity constant of 0.91 nM as determined in SPR assay (Biacore T200).